

Getting a Dressing Change at BCCH

What is a dressing change?



During a dressing change, your bandages (called dressings) are taken off, your skin is washed, and new bandages are put back on. Sometimes, a bath tub is used to clean your healing skin. Each dressing change treatment is different. Even yours will change as your skin heals.

When you Arrive



Welcome to 6 East at BC Children's Hospital. After you arrive, you will meet all of us on your health care team who are here to help.

Who will take care of you?

There are many people to help you here in the hospital. Each person has a different job:

Doctor: Looks at your skin, and decides what it needs to continue to heal. You may meet a few doctors during your time at BCCH. They all work together.



Nurse: Gives medicine, changes the bandages, and washes your skin. There will always be two nurses taking care of you.



Child Life Specialist: Prepares you for the dressing change and plays with you during your hospital visit.



Music Therapist: Uses music to help you relax before, during, and after your dressing change.



Who will take care of you?

(continued...)

Anaesthetist (“sleep doctor”):

Gives you medicine to make you feel relaxed and comfortable during your dressing change.



Physiotherapist: Helps you exercise to keep your skin flexible as it heals.



Occupational Therapist: Makes splints and garments to help your skin stay smooth after it heals.



You and Your Caregiver!


You and your parent/caregiver are the leaders of all of us on your health care team. Your job is to tell us what you need so we can work together to help you heal as best as possible.

Food and Drink



It is important that you do not have anything to eat or drink before your dressing change.

The Playroom



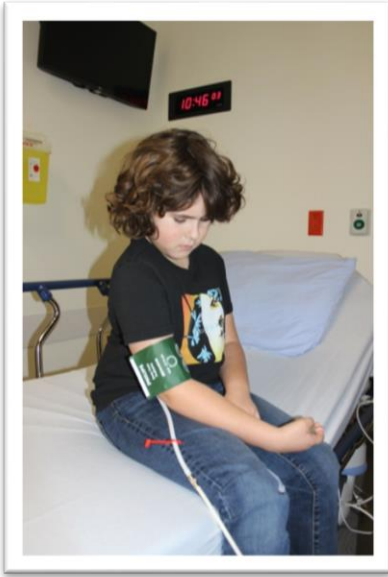
Before your dressing change, you and your family can play in the playroom or wait in the family lounge.

The Assessment Room

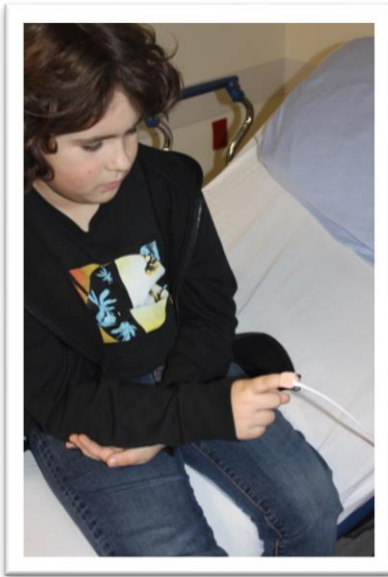


When it is your turn for your dressing change, you will come to the assessment room to meet the nurses.

Measuring your vitals



Blood pressure cuff
(arm hug)



Oximeter

This bandage has a red light that tells us how much oxygen is in your body.

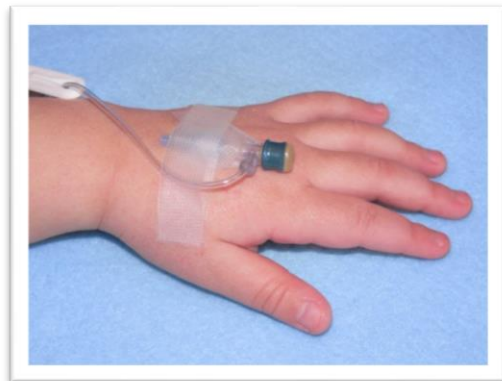
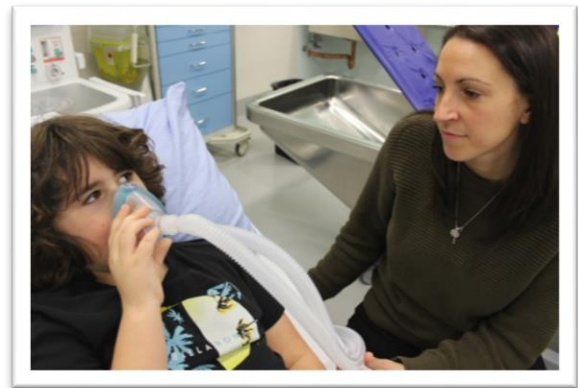
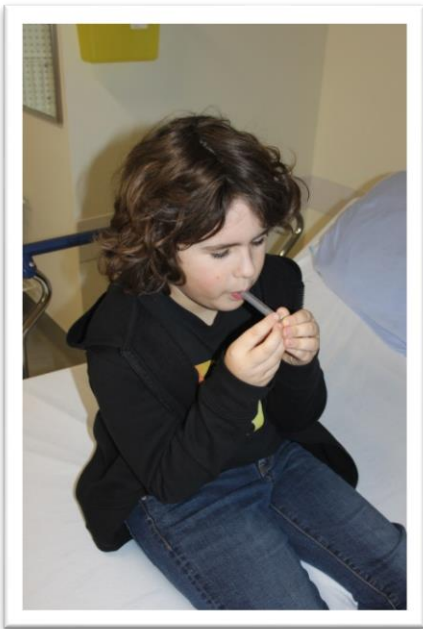


Temperature

Before your dressing change, the nurse will measure your blood pressure, oxygen level, and temperature in the assessment room.

Medicine

Some kids need medicine to help them feel comfortable during and after their dressing change. This medicine may come as a drink, or as what is called a “general anaesthetic”. A doctor called an anaesthesiologist will decide what anaesthetic works best for you.



Treatment Room



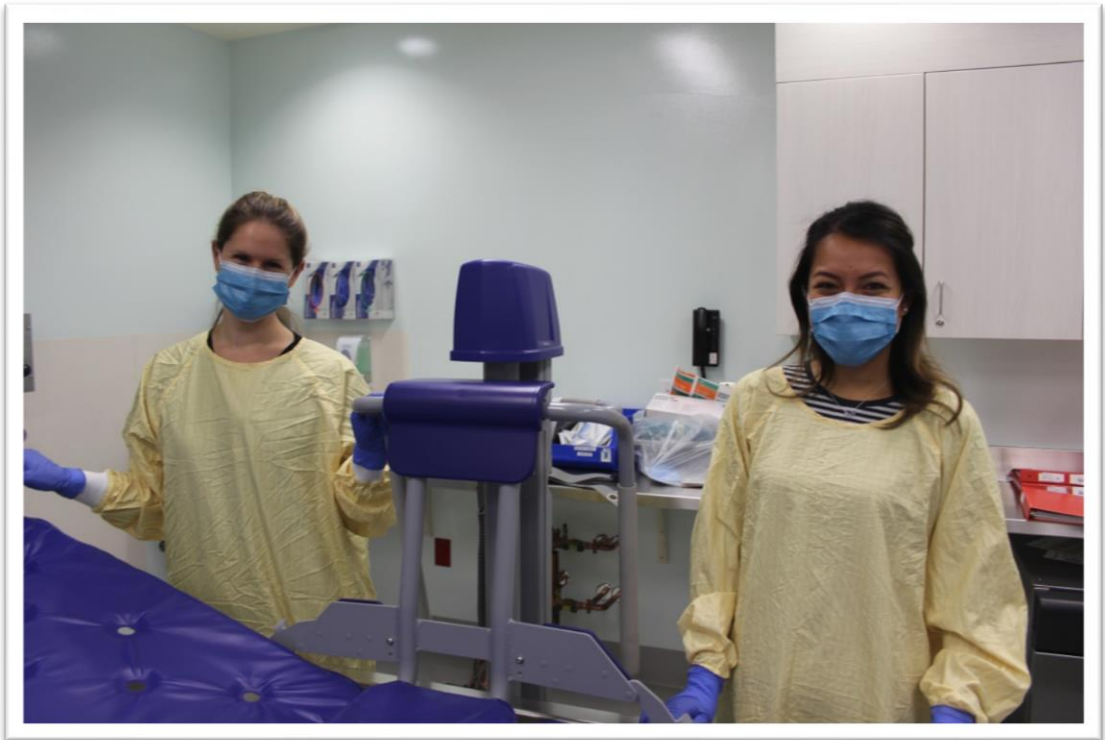
The treatment room has a bath tub and some other equipment. Not all equipment is needed for every patient.

It's Warm in there!



The temperature in the treatment room is warm to keep you comfortable during your dressing change.

Keeping things Clean



The staff wear gowns, gloves and masks to keep the room as clean as possible for your dressing change.

Removing Your Dressings



The nurses will take off your old bandages. They use special hospital scissors that are safe and will not hurt your skin.

The Lift



Many patients need a bath tub to have their skin cleaned properly. The lift is the blue bed that rests over the tub. This lift makes it easier to get in and out. You can have a towel to cover you however you like to be comfortable.

The Bath



You can test the temperature of the bath water before going in.

Moving Up and Down



You can use the remote to control the up and down movement of the lift.

During the Bath



During your bath, the nurses will gently wash your skin with a cloth. A child life specialist or music therapist will be there to support you.

New Dressings



The nurses will put new dressings on your clean skin. These bandages have medicine that helps your skin to heal. You can continue to play, or you can help!

All finished



After the nurses talk with your caregiver, your dressing change is finished. You can have a Popsicle for your trip home!