


Welcome to the EMG Department



- You may have two tests done today - a nerve conduction study and an electromyogram study


NCS



- Electromyogram is such a big word that even the nurses and doctors usually just call it an EMG

EMG

- A nerve conduction study records how quickly electrical signals travel from the nerves in your arms and legs to various muscles




- An EMG study records the electrical signals in your muscles



- One of the nurses will talk to you and your parents
- They will take some measurements like blood pressure
- They will decide to whether or not to give you some medicine

- Both tests go very quickly, and are less uncomfortable, if you are nice and relaxed
- The sedation will help you to feel very relaxed and may even make some people feel sleepy



- The sedation takes about 30 minutes to begin working so we will let you sit in the waiting area with your mom or dad during this time



- Once the sedation has taken effect a technologist (or "tech" for short) will come and get you and take you to the testing room where you will meet the doctor




DR. KEYES


- The testing room is very small and the doctor prefers to see you by yourself - don't worry, the test is very quick and you will be back with your mom or dad in about 20 to 30 minutes



- Once you have met the doctor he will do some quick tests on you to look at your reflexes and to see how strong you are




- You will be feeling a little bit wobbly or tired now so we are going to get you nice and comfy on our bed so the tech can do your nerve conduction study

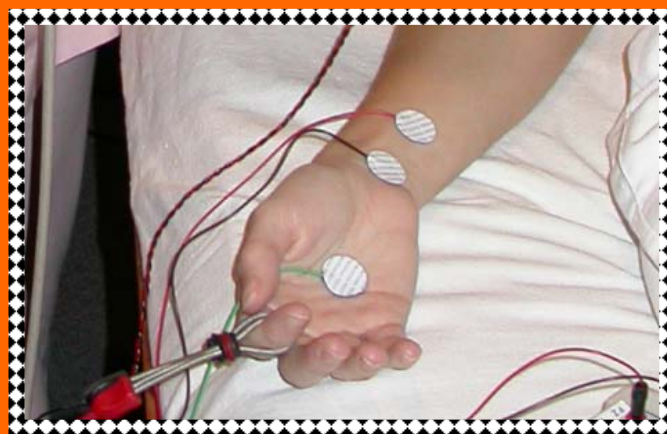
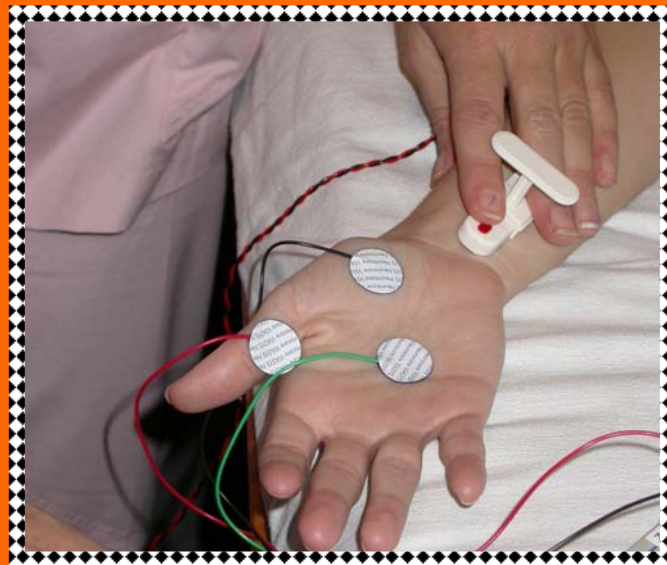


- The first thing we do is rub the spots we are going to test on your arm and leg with either some sandy paper or an alcohol swab
- Then we stick 3 stickers on the spots






- Next we will either put 2 rings on your fingers or two small wet felt pads on your wrist or ankle



- You are going to feel either a tingling sensation from the rings on your fingers or a tapping sensation - this will make your fingers or toes jump and looks really cool!!







- That's it - the first part is done
- The tech will take off 2 of the stickers - you only need one for the second part

- The EMG study is done by the doctor
- To do this he will need to put **just the tip** of a very skinny needle into your muscle
- Most people are worried about this part of the test - don't be - the doctor will explain everything to you and tell you what you need to do




- When the needle is in the right place the doctor will ask you to move in a certain way and you will then be able to listen to the machine and hear the electrical signals from your muscle (this is very cool and sounds like a storm)
- You are now finished both parts of the test
- HOORAY!!





- Before you leave you need to go back and see the nurse again
- She will let you and your mom or dad know how you will feel for the rest of the day



- Now you are completely finished and can go home
 - GOODBYE

