


SEIZURE RESCUE INTERVENTION TRAINING

REQUEST PROCESS

1

Parent/guardian identifies that their child requires seizure intervention at school.



2



Family to fill out the SAP in conjunction with the student's neurologist/physician


- Family fills out their portion
- Doctor fills out their portion
- Family brings SAP to school to complete remaining portion with school

3

School completes request for "Seizure Rescue Intervention Training" form and sends to the NSS Provincial Office.



Until training is complete, basic seizure first aid, along with a call to parent(s)/guardian(s) as well as 911 will be provided in the event a child experiences a seizure at school.




4

The NSS Provincial Office processes this request and assigns to a local NSS Coordinator.

5

Local NSS Coordinator schedules a training session with the school and family.



ADDITIONAL TRAINING NEEDS?



If additional training is required, or new students are identified, schools must submit a new request for training form as outlined above.

As part of the seizure rescue training, NSS will provide training for basic seizure first aid, as this is foundational to care. For students that do not have a prescribed seizure rescue intervention, schools will continue to provide basic seizure first aid in the event of an emergency.