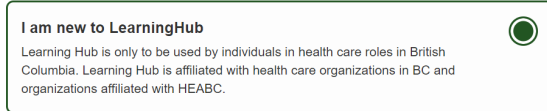
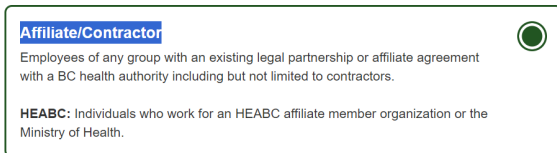


## To Create an Account:

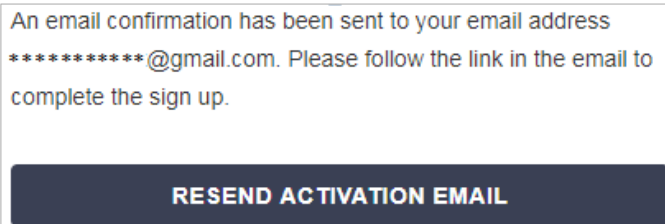
1. Go to the [Learning Hub](https://learninghub.phsa.ca/) website <https://learninghub.phsa.ca/> and click on **New to LearningHub? Sign up for an account**
2. Select **I am new to LearningHub** and click **Continue**



3. Select the Health Authority you are working in. If you don't know your Health Authority, select **Provincial Health Services Authority** and click **Continue**. You may need to scroll down the list to see all Health Authorities.
4. Select **Affiliate/Contractor** and click **Continue**



5. Enter in your Name, Email Address, and Password and click **Create Account**.
6. You will then get a pop up on your screen to say:



7. Sign into your email, open the email called "Verify your LearningHub account email" and click the "Click here to activate your account" button.
8. Read the "Notice of Collection / Terms of Use" and click the "I Agree" button.
9. Complete the three areas required areas marked with \* (name, affiliated organization, and job title). For affiliated organization, enter **BC Children's Hospital**.
10. Click **COMPLETE PROFILE**.
11. Click "**Back to Learning Hub**" at the top of the screen and follow the instructions in the next section.

## To Find the Course:

1. Login to your [LearningHub](#) account
2. In the search box near the top of the page (where it says "Enter course code, title, or keywords to search") type in Seizures and click **Search Courses**
3. Click on the [Seizure Rescue Intervention Training for Non-Medical School Staff](#) course.
4. Click on **Register Course** **Register Course**
5. Click on **Start Course** **Start Course**
6. If you receive a message saying that you cannot Self-Enroll, just click on the course name again and it should take you right into the course.

## To Start the Course After Registration:

1. Log onto the [Learning Hub](#).
2. On the left hand side of the page under the My Courses Navigation bar, click **All Enrollments**

 My Courses

**All Enrollments**

3. Click on the [Seizure Rescue Intervention Training for Non-Medical School Staff](#) course and then click **Start Course** **Start Course**
4. If you receive a message saying that you cannot Self-Enroll, just click on the course name again and it should take you right into the course.