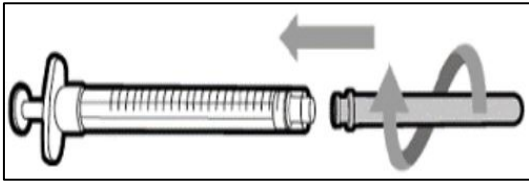


Instructions for Giving Intranasal Midazolam for Seizure Rescue

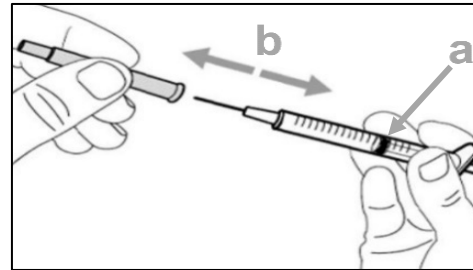
- Gather** supplies and Seizure Action Plan and Medical Alert Information (SAP) form.
- Check** the expiry date on the midazolam. If it has expired, do not give. Call parent and 911
- Check** the 5 Rights of Medication Administration (refer to the SAP): Right medication (midazolam 5g/ml), Right student, Right time, Right dose (to line marked on syringe), Right route (intranasal). **Two trained individuals are required to complete these checks.**



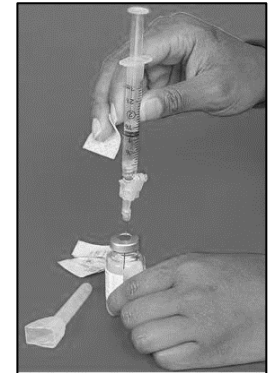
- 4.** With needle cap on, **attach** (twist the needle onto the syringe).



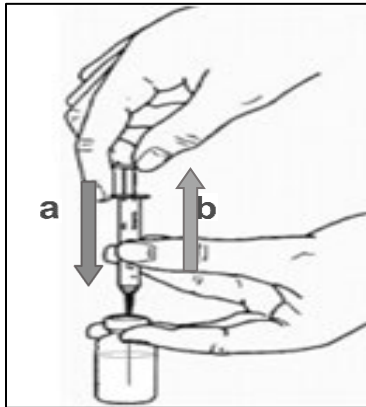
- 5.** **Flip** (pop) off the cap on the top of the midazolam vial.



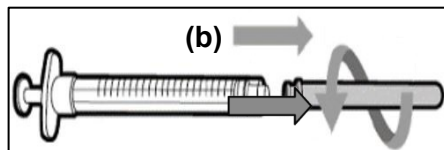
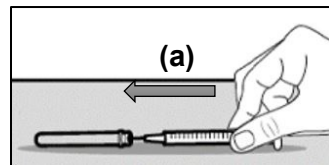
- 6.** (a) **Pull back** on the plunger to the mark on the syringe to fill the syringe with air. *If there is no mark on the syringe, do not give, call 911 and parent/guardian. (b) **Remove** (pull off) needle cover.



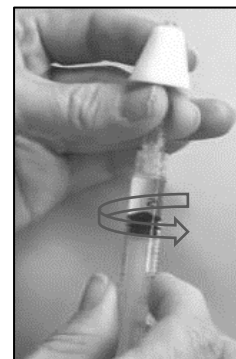
- 7.** **Insert** needle into the center of the rubber seal of the midazolam vial.



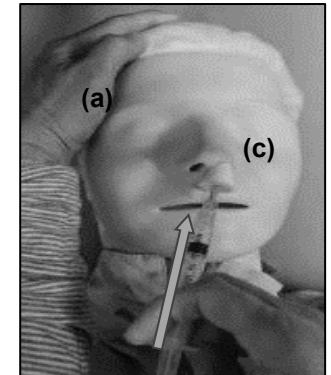
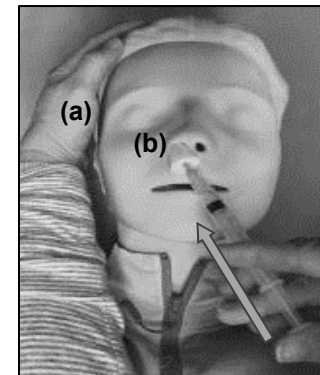
- 8.** (a) **Push down** on the plunger to push all of the air into the vial. (b) **Ensure** tip of the needle is in the midazolam and **pull up** on the plunger until it reaches the mark drawn on the syringe.



- 9.** (a) **Put** the cap back on the needle. (b) **Remove** the capped needle from the syringe. (c) Have a second person **check** the 5 rights of medication administration (**see #3 above**)



- 10.** **Attach** (twist) the atomizer onto the syringe.



- 11.** (a) **Hold** student's head stable. (b) **Place** tip of atomizer snugly against one nostril (aim slightly up and outwards towards to top of the ear on same side). **Briskly press** the plunger to spray half of the midazolam dose into nostril. (c) **Move** atomizer to other nostril and spray the remaining medication into the nostril.